

THERMAL EXPANSION TANK (SUSPENDED)

7.6.1.11. Thermal Expansion.

- (1) Where thermal expansion can occur, protection shall be provided for
- (a) check valves required by Article 7.6.1.5.,
 - (b) backflow preventers required by Sentence 7.6.2.1.(3), and
 - (c) pressure-reducing valves required by Article 7.6.3.3.

A-7.6.1.11.(1) Thermal Expansion. Closed water systems with no expansion to public water systems need to accommodate thermal expansion using one of the following:

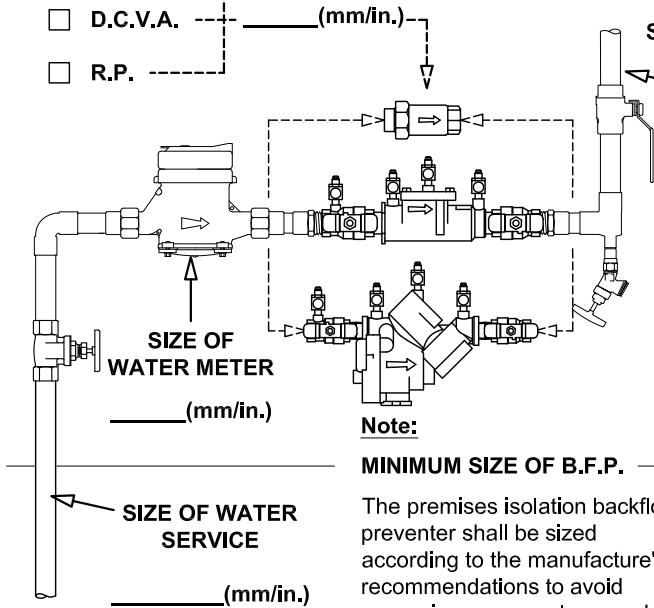
- (i) an expansion tank designed for use on the cold or hot potable water system, or
- (ii) an thermal relief valve piped to a drain forming an air break conforming to CSA B125, "Plumbing Fittings,".

The installation of a Backflow Preventer on the Water Distribution Piping entering the building creates a closed system in turn creating a situation where the hot water tank can increase pressure within the system through thermal expansion.

Thermal Expansion Tank absorbs any increase in water pressure caused by thermal expansion prolonging T&P Relief Valves. Tank is pre-charged below incoming supply pressure.


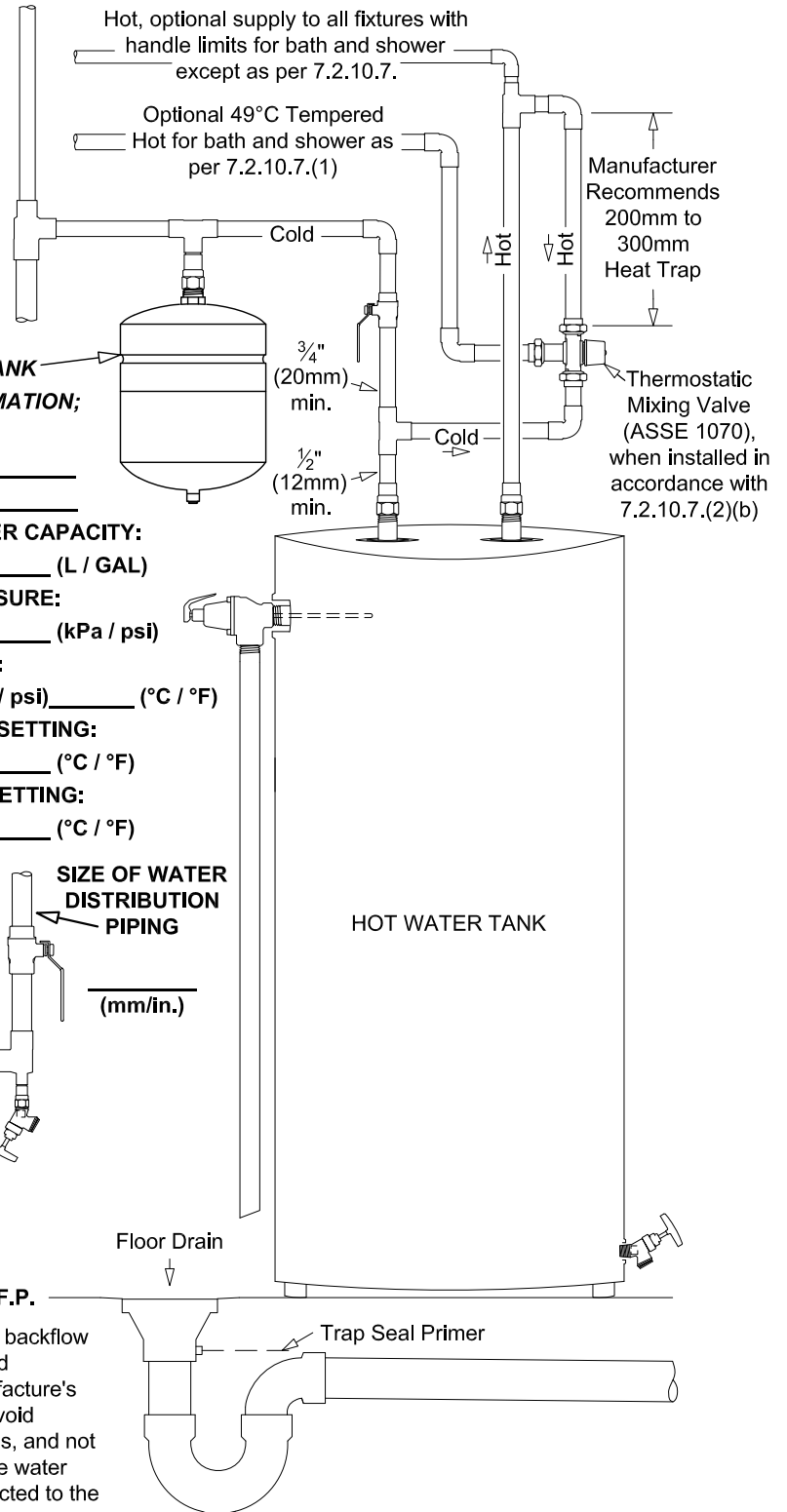
TYPE AND SIZE OF BACKFLOW PREVENTER

- Du.C.
- D.C.V.A.
- R.P.



THERMAL EXPANSION TANK SIZING INFORMATION;

MAKE: _____
 MODEL: _____
 WATER HEATER CAPACITY: _____ (L / GAL)
 SUPPLY PRESSURE: _____ (kPa / psi)
 RELIEF VALVE: _____ (kPa / psi) _____ (°C / °F)
 INITIAL TEMP. SETTING: _____ (°C / °F)
 FINAL TEMP. SETTING: _____ (°C / °F)



ONTARIO MUNICIPAL PLUMBING ADVISORY COMMITTEE
Advisory Committee to the Large Municipalities Chief Building Officials Committee

TITLE	Premise Isolation and Thermal Expansion Piping Mounted, Suspended Tank.		
SCALE	NONE	DWN R. BLUNDELL	April 6, 2025 update
DRAWING NUMBER	OMPAC-007-2025		